



















FIVE 88 Detailed Rent & Income Schedule

1. VIEW THE AVAILABLE UNITS			2. SEE THE REQUIREMENTS		
Unit Size	Monthly Rent *	# of Units		Household Size **	Annual Household Income ***
1 Bedroom	\$1,090	14		 1 Person	From \$26,160 - \$43,050
				 2 People	From \$26,160 - \$49,200
				 3 People	From \$26,160 - \$55,350
1 Bedroom	\$1,320	56		 1 Person	From \$31,680 - \$51,660
				 2 People	From \$31,680 - \$59,040
				 3 People	From \$31,680 - \$66,420
2 Bedroom	\$1,299	26		 2 People	From \$31,176 - \$49,200
				 3 People	From \$31,176 - \$55,350
				 4 People	From \$31,176 - \$61,500
				 5 People	From \$31,176 - \$66,450
2 Bedroom	\$1,576	102		 2 People	From \$37,824 - \$59,040
				 3 People	From \$37,824 - \$66,420
				 4 People	From \$37,824 - \$73,800
				 5 People	From \$37,824 - \$79,740

Note: Income limits are subject to change based on changes in Area Median Income as published by CTCAC